

# How to receive souvenirs

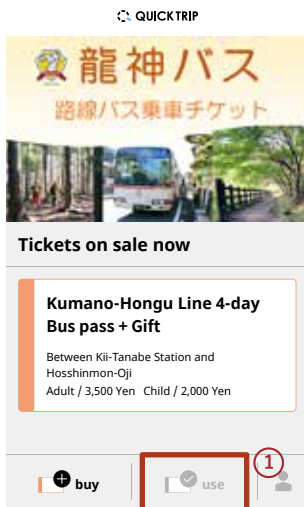
Ticket sales site

QUICKTRIP

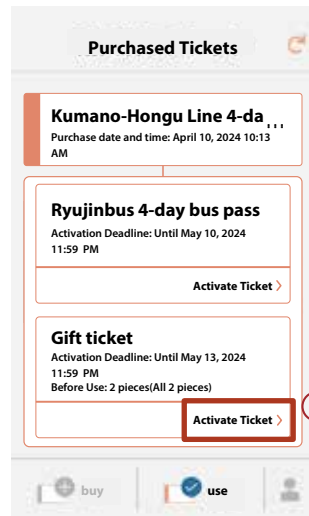


\*Please use with the same number of users specified at the time of purchase.

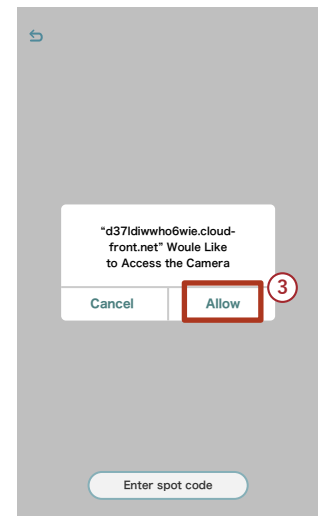
\*Product image for illustration purposes only. Actual product may vary.



- ① Tap the 'use' button located in the bottom of the browser.



- ② Tap 'Activate ticket' on the ticket you want to use.



- ③ Allow access to the camera, turn on the camera, and show your ticket to the driver.



- ④ Read the coupon QR code with the activated camera.



- ⑤ In front of the driver, select the number of sheets to use and Tap the 'Use Ticket' button.



- ⑥ Tap the 'Use' button to start using the ticket.



- ⑦ The driver will confirm the use of your ticket and give you a souvenir.